



Model : 18/2020



Douglas DC-3 **Part 5**

2200mm

Specs :

1. Wingspan 2200mm / 87 inches
2. Flying weight : 2550 gram / 89.9 oz
3. Wing loading : 46.2 gram/ 15.1 oz/sq.ft
4. Wing cube loading : 6.2
5. Wing Area : 55.21 dm² / 856 sq.in
6. CG :12 cm from LE

Electronics

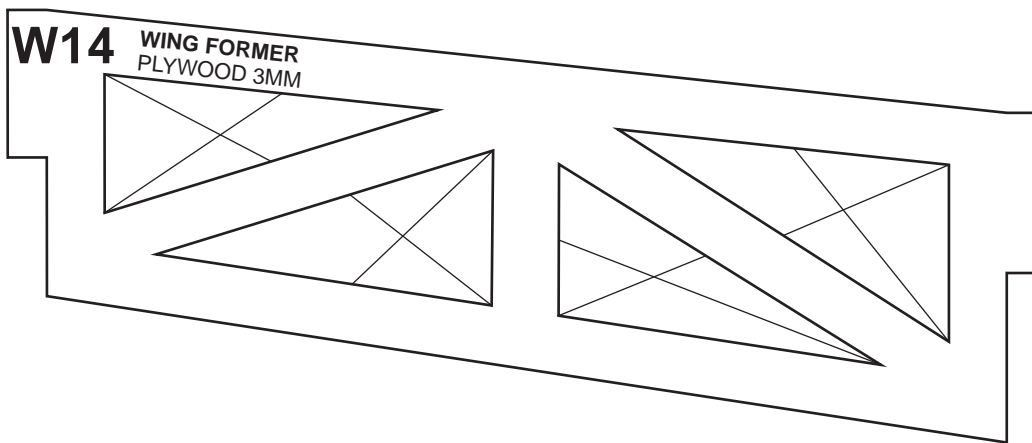
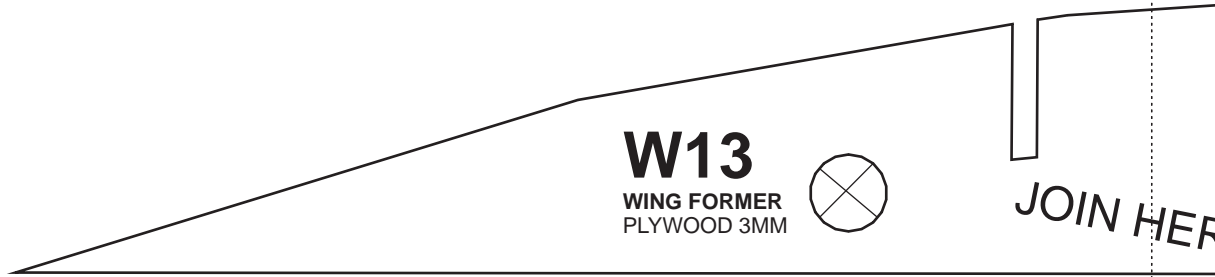
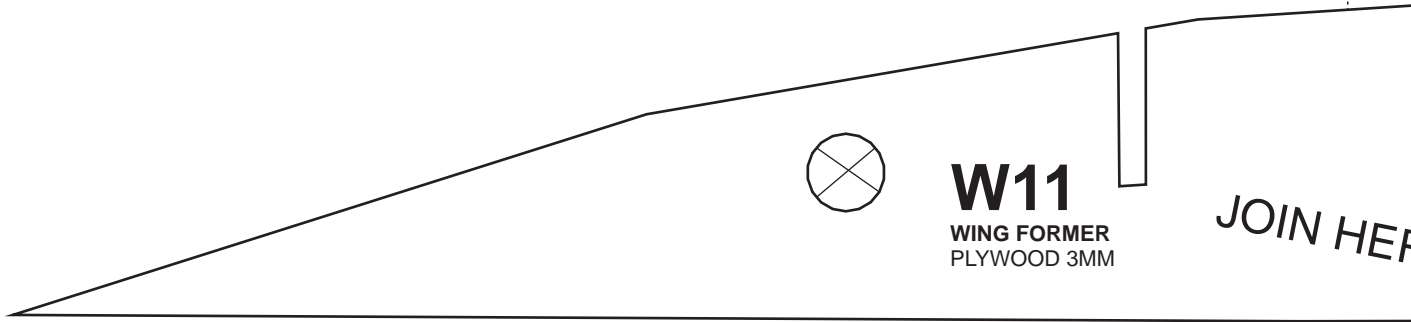
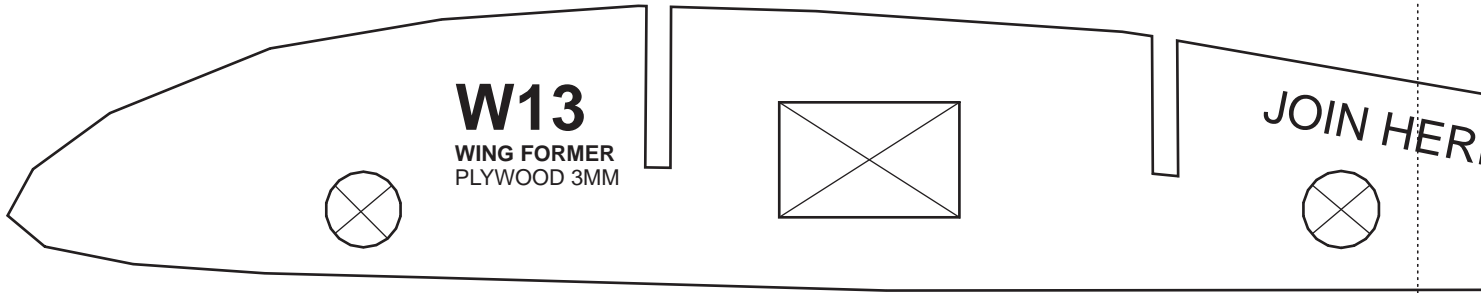
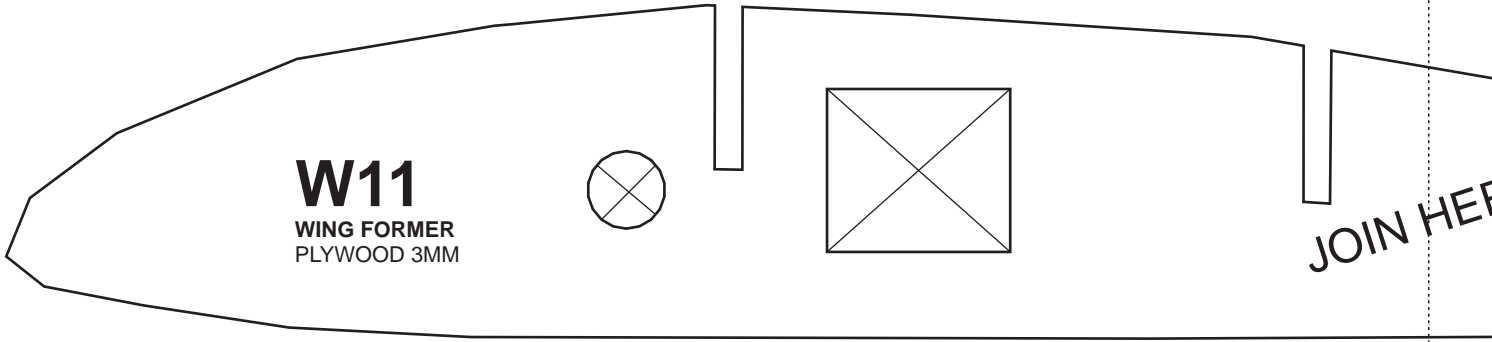
- 2X Turnigy/DYS 2830 1000kv brushless motor
- 2X ESC 40A
- 2X Battery Lipo 3S 2200mah - Li-ion 3S 3300 mah
- 4 plastic gear 9 gram servos
- 5 metal gear 9 gram servos
- 2X Propeller : 9x6x3

Materials :

1. 5mm Depron/ Polyfoam/ XPS foam
2. 3mm Plywood
4. 0.3mm + 0.5mm Mica Plastic
5. hot glue + CA glue + UHU glue
6. laminating film
7. packing tape

Build Instructions :

1. paper-replika.com
2. youtube channel : Julius Perdana



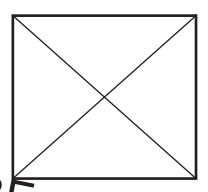
IN HERE ○

W11

IN HERE ○

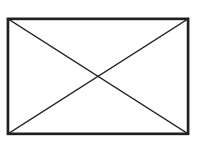
W13

IN HERE

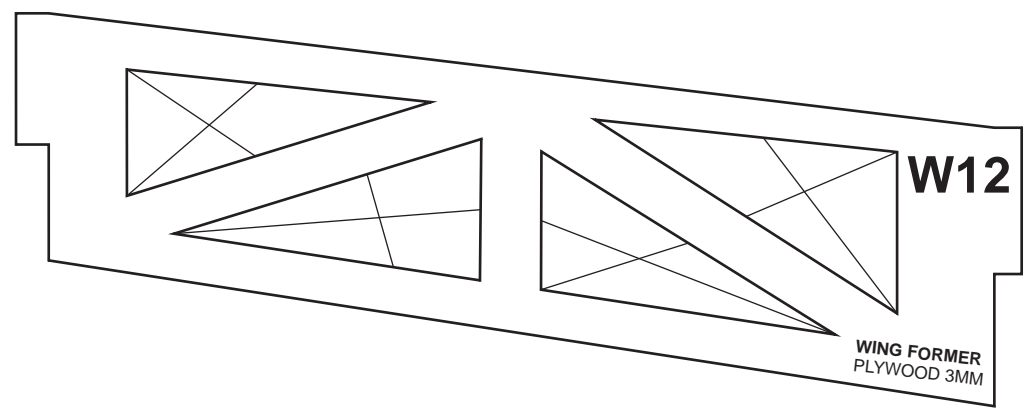


W11

IN HERE

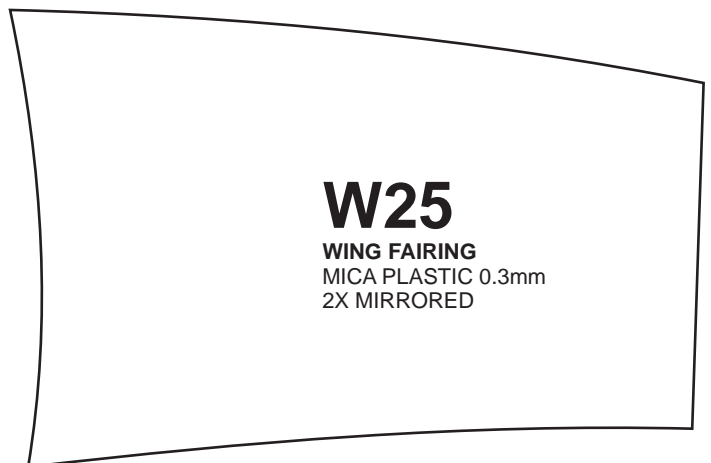
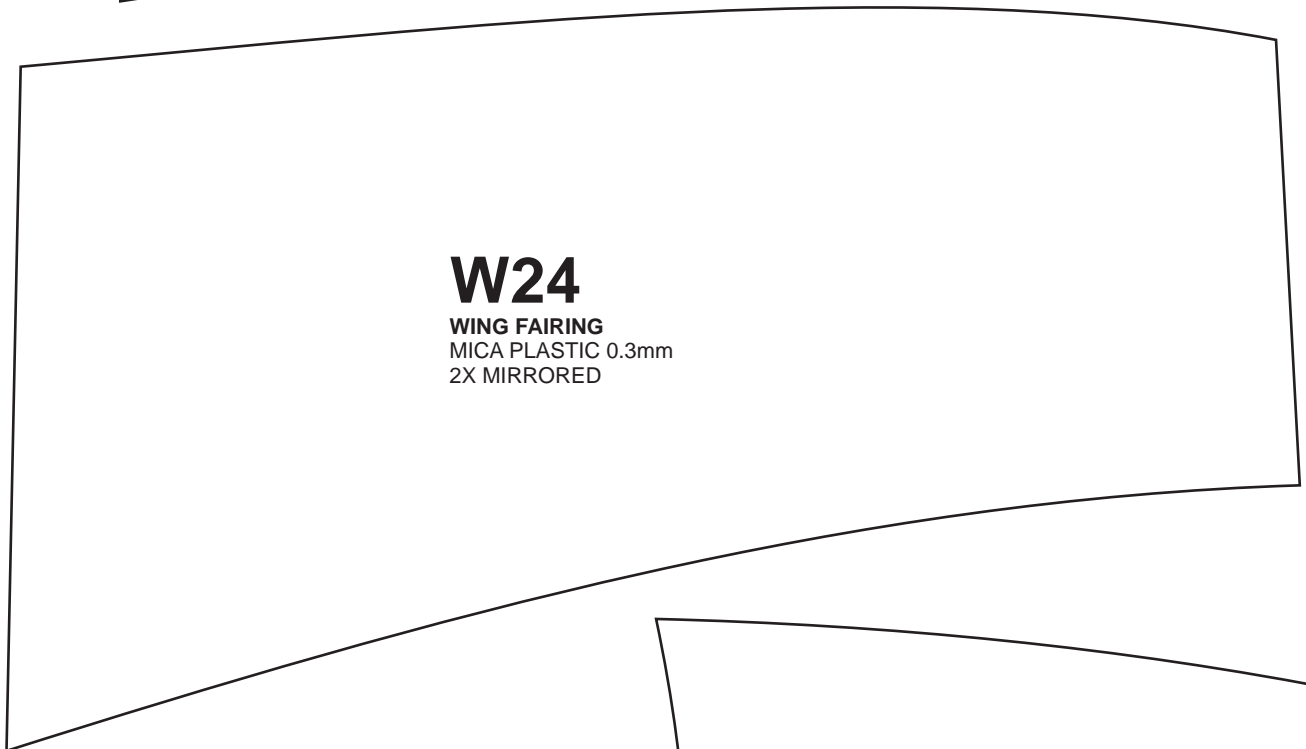
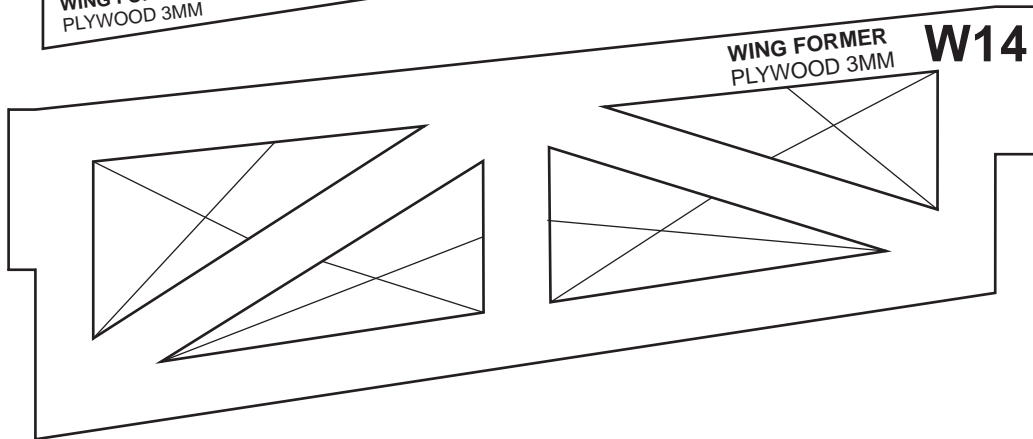
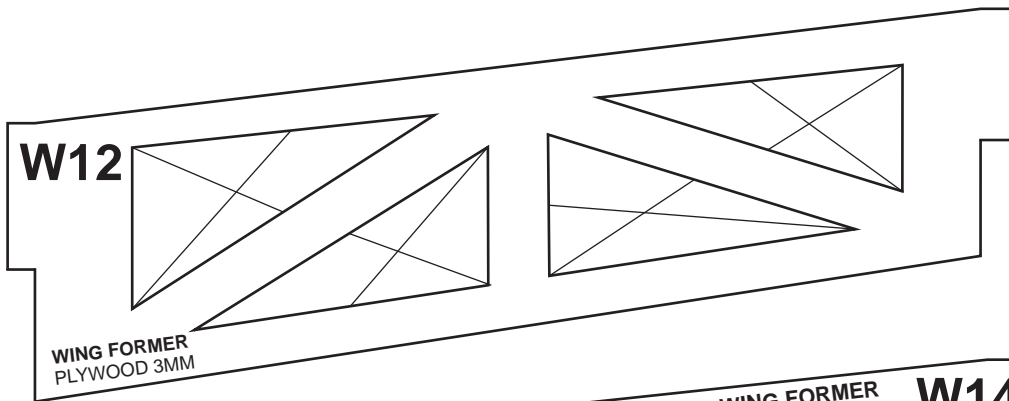


W13



W12

WING FORMER
PLYWOOD 3MM





W15

WING BASE
POLYFOAM/ DEPRON 3MM
2X MIRRORED

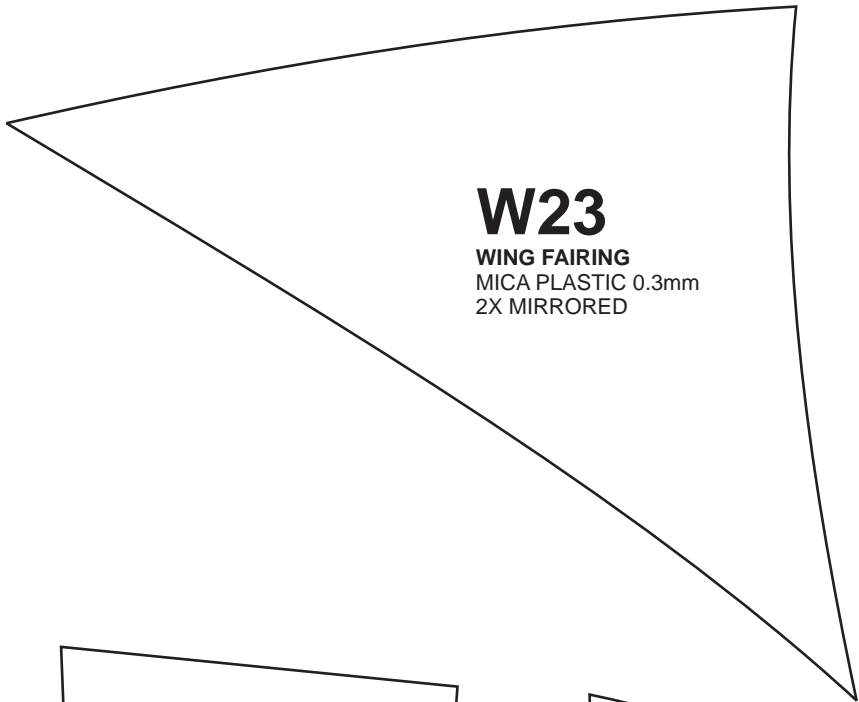
JOIN HERE

JOIN HERE

W15

HERE

JOIN HERE



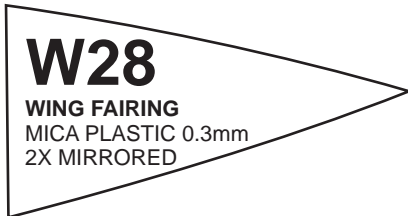
W23
WING FAIRING
MICA PLASTIC 0.3mm
2X MIRRORED



W26
WING FAIRING
MICA PLASTIC 0.3mm
2X MIRRORED



W27
WING FAIRING
MICA PLASTIC 0.3mm
2X MIRRORED



W28
WING FAIRING
MICA PLASTIC 0.3mm
2X MIRRORED



T8
WINDOW
MICA PLASTIC 0.3mm
13X

W15

JOIN HERE


JOIN HERE

JOIN HERE

W15

JOIN HERE

JOIN HERE



W15

JOIN HERE

JOIN HERE



W15

JOIN HERE



W15

W19
JOIN HERE

W18
JOIN HERE

W17
WING SPAR
POLYFOAM/
DEPRON 5MM
2X

W21
LANDING LIGHT
POLYFOAM/
DEPRON 5MM
2X

W20
LANDING LIGHT
POLYFOAM/
DEPRON 5MM
2X

JOIN HERE

JOIN HERE



W16
WING SPAR
POLYFOAM/
DEPRON 5MM
2X

W19

W18

JOIN HERE

JOIN HERE

JOIN HERE

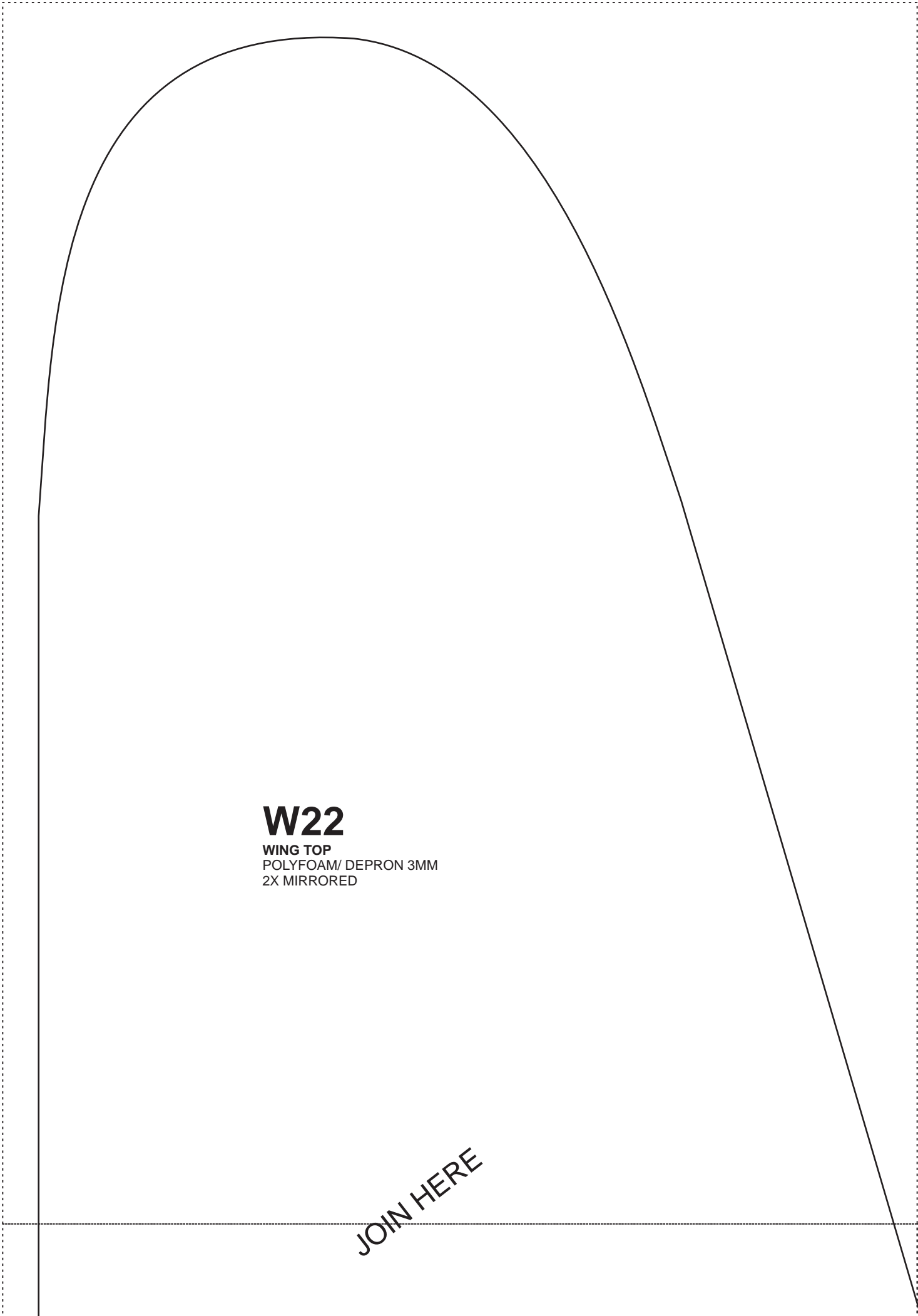
W19

WING SPAR
POLYFOAM/
DEPRON 5MM
2X

JOIN HERE

W18

WING SPAR
POLYFOAM/
DEPRON 5MM
2X



W22

WING TOP
POLYFOAM/ DEPRON 3MM
2X MIRRORED

JOIN HERE

JOIN HERE

JOIN HERE

W22

JOIN HERE

JOIN HERE

W22

JOIN HERE

JOIN HERE

JOIN HERE

W22

JOIN HERE

JOIN HERE

JOIN HERE

W22

JOIN HERE

JOIN HERE


JOIN HERE

W22

JOIN HERE

JOIN HERE

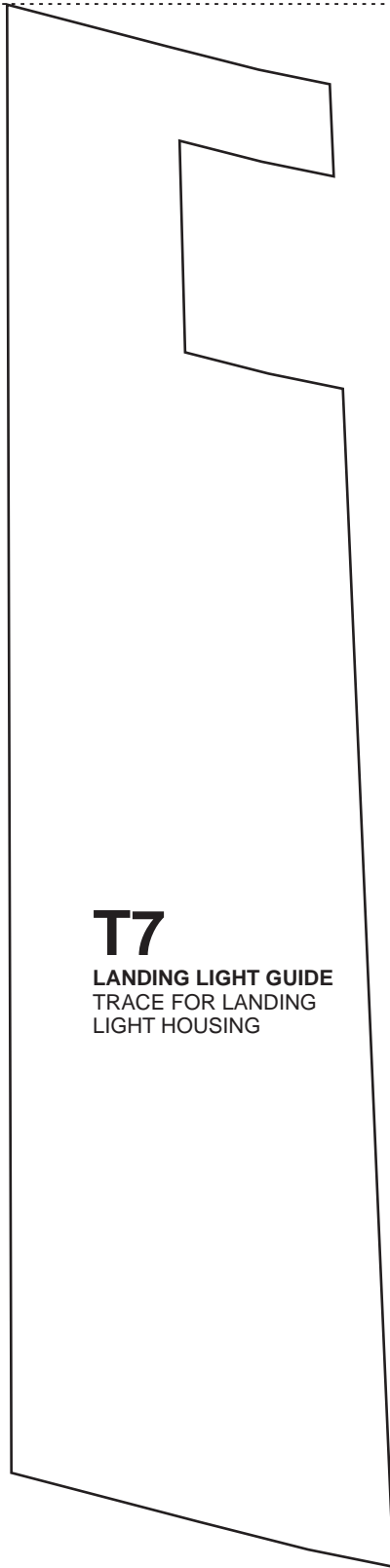
W22



T6

AILERON GUIDE
TRACE FOR AILERON

JOIN HERE



T7

LANDING LIGHT GUIDE
TRACE FOR LANDING
LIGHT HOUSING

JOIN HERE

T6

JOIN HERE

JOIN HERE

T6

W29

ENGINE DETAIL
MICA PLASTIC 0.3mm
2X MIRRORED

T10

FUSELAGE OPENING

JOIN HERE

JOIN HERE

W29

T9

BATTERY HATCH DOOR GUIDE
TRACE

F24

BATTERY COMPARTMENT
POLYFOAM/ DEPRON 5MM
2X